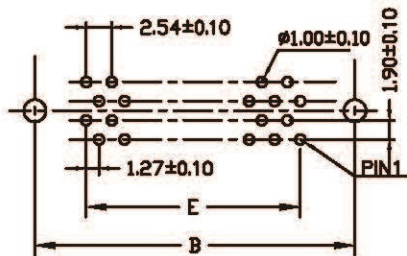
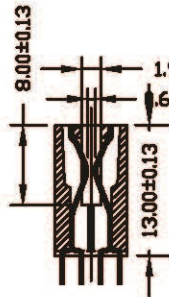


**MATERIAL**  
 INSULATOR: NY-66(UL-94V-0)  
 CONTACT: COPPER ALLOY.  
 PLATING: MATING AREA - GOLD FLASH GOLD OVER NICKEL.  
 SOLDER AREA - TIN OVER NICKEL.

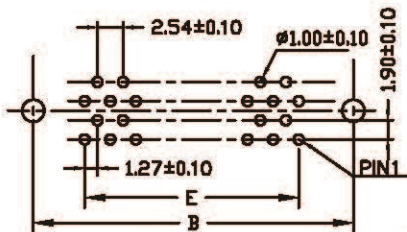
**ELECTRICAL**  
 VOLTAGE RATING: 250 VAC RMS.  
 CURRENT RATING: 1 AMP.  
 DIELECTRIC WITHSTANDING VOLTAGE: 500 VAC RMS 60Hz FOR 1 MINUTE.  
 INSULATION RESISTANCE: 1000 MEGOHMS MIN AT 500 VDC.  
 CONTACT RESISTANCE: 30 MILLIOHMS MAX.

**MECHANICAL**  
 RETENTION FORCE: 460 GRAMS MIN PER CONTACT.  
 INSERTION FORCE: 230 GRAMS MAX PER CONTACT PAIR.  
 WITHDRAWAL FORCE: 15 GRAMS MIN PER CONTACT PAIR.

**ENVIRONMENTAL**  
 TEMPERATURE RANGE: -55°C TO +85°C.



RECOMMENDED PCB LAYOUT FOR EVEN NUMBERS (TOP VIEW)



RECOMMENDED PCB LAYOUT FOR ODD NUMBERS (TOP VIEW)

HES-DEN66-xxx-LF  
 LEADFREE  
 010~184WAY  
 RoHS Compliant

PIN	DIMENSION					PIN	DIMENSION				
	A	B	C	D	E		A	B	C	D	E
10	21.85	15.35	9.60	7.62	5.08	56	51.06	44.56	38.81	36.83	34.29
12	23.12	16.62	10.87	8.89	6.35	60	53.60	47.10	41.35	39.37	36.83
18	26.93	20.43	14.68	12.70	10.16	62	54.87	48.37	42.62	40.64	38.10
20	28.20	21.70	15.95	13.97	11.43	64	56.14	49.64	43.89	41.91	39.37
22	29.47	22.97	17.22	15.24	12.70	68	58.68	52.18	46.43	44.45	41.91
28	33.28	26.78	21.03	19.05	16.51	70	59.95	53.45	47.70	45.72	43.18
30	34.55	28.05	22.30	20.32	17.78	72	61.22	54.72	48.97	46.99	44.45
32	35.82	29.32	23.57	21.59	19.05	80	66.30	59.80	54.05	52.07	49.53
34	37.09	30.59	24.84	22.86	20.32	90	72.65	66.15	60.40	58.42	55.88
36	38.36	31.86	26.11	24.13	21.59	98	77.73	71.23	65.48	63.50	60.96
38	39.63	33.13	27.38	25.40	22.86	100	79.00	72.50	66.75	64.77	62.23
40	40.90	34.40	28.65	26.67	24.13	110	85.35	78.85	73.10	71.12	68.58
42	42.17	35.67	29.92	27.94	25.40	112	86.62	80.12	74.37	72.39	69.85
44	43.44	36.94	31.19	29.21	26.67	120	91.70	85.20	79.45	77.47	74.93
46	44.71	38.21	32.46	30.48	27.94	124	94.24	87.74	81.99	80.01	77.47
48	45.98	39.48	33.73	31.75	29.21	164	119.64	113.14	107.39	105.41	102.87
50	47.25	40.75	35.00	33.02	30.48	184	132.34	125.84	120.09	118.11	115.57

**Allconnectors**

www.allconnectors.de  
 Tel.: 0049 711 7009503  
 70794 Filderstadt Germany

info@allconnectors.de  
 Fax: 0045 711 7009504  
 Kettelerstr. 25

PART NO. HES-DEN66-xxx

DWG NO. HES-DEN66-xxx

FILE NO.

UNIT / mm

SCALE 1:1

CHECKED BY CY

DRAWING BY

PROJECTION



TOLERANCES ARE

X ± 0.2  
 .XX ±  
 .XXX ±  
 AWG

DESCRIPTION:

1.27 PITCH CARD EDGE ROW GAP 1.90mm WITH MOUNTING BAR

AREA

REVISIONS

HK

DATE